



# Side stand switch protector

## Installation manual




You will need a T50 torx driver, a 4mm hex driver as well as a 10mm spanner or socket.




Step 1: Use the torx driver to undo the bolt on the frame.



Step 2: Put the sidestand switch protector in place as shown.



Step 3: Fasten the frame bolt again. For bikes without crash bars, use the provided spacer.






# Side stand switch protector

## Installation manual



Step 4: With the bent side of the clamp towards the back, place the clamp around the frame.



Step 5: Use the provided hardware to tighten the switch protector to the clamp.



Step 6: Lastly tighten the frame bolt completely.

